

ATEC INTAKE EDUCATION TO TRAINING PATHWAY (IETP)



ATEC INTAKE EDUCATION TO TRAINING PATHWAY (IETP)



ATEC ENTRY ASSESSMENT BLUNT INDICATORS

ATEC INTAKE EDUCATION TO TRAINING PATHWAY (IETP)



ATEC ENTRY ASSESSMENT BLUNT INDICATORS

Blunt Indicators are ubiquitous and versatile indicators that must be interpreted with care if they are to be used for evaluation purposes. The first assessment of in the ATEC process is a very generic series of questions aimed at gauging the individuals performance in the area of:

- a. comprehension;
- b. document use;
- c. Reading;
- d. writing and;
- e. ability in filling out the application.

Based on the performance of the applicant a basic understanding of where the student may fall academically is documented by the IETP staff member and is put into the individuals training plan.

ATEC INTAKE EDUCATION TO TRAINING PATHWAY (IETP)



ATEC ENTRY ASSESSMENT BLUNT INDICATORS

SASSI
ASSESSMENT



ATEC INTAKE EDUCATION TO TRAINING PATHWAY (IETP)



ATEC ENTRY ASSESSMENT BLUNT INDICATORS

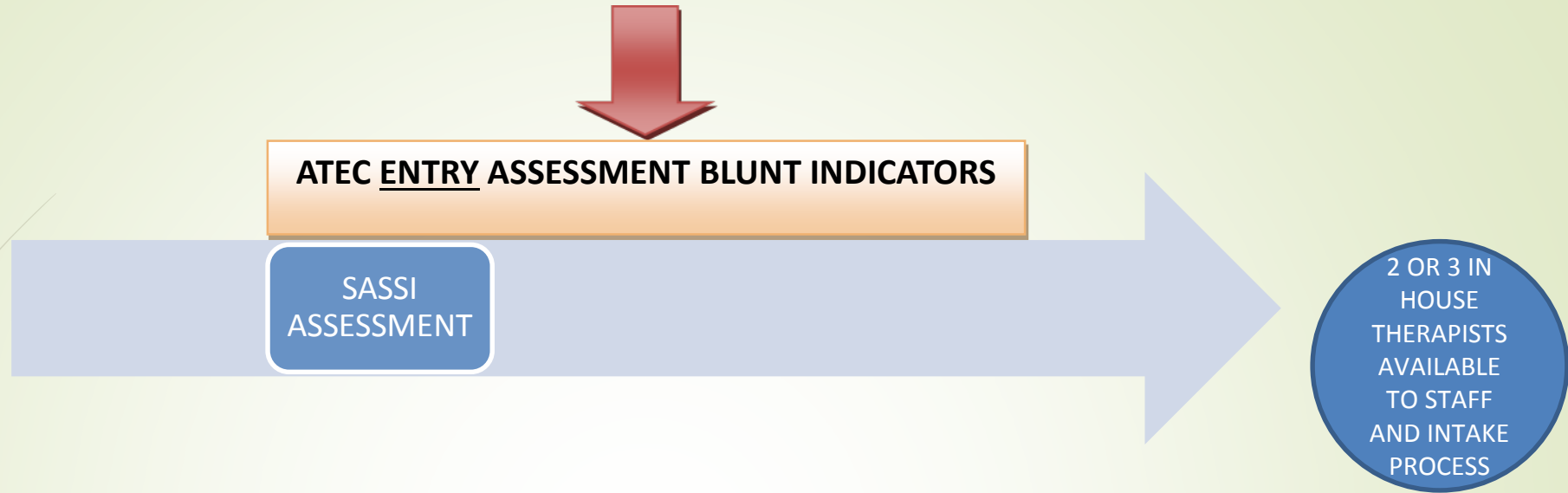
SASSI
ASSESSMENT

ATEC STATEMENT: The Substance Abuse Subtle Screening Inventory (SASSI), identifies individuals who have a high probability of being diagnosed with any type of substance use disorder, including alcohol. It is not a measure of the use of controlled substances. ATEC partners with the accredited federally funded Nisichawayasihk Cree Nation treatment center called the Medicine Lodge where staff have been trained to administer the assessment.

ATEC's POSITION: SASSI promotes early identification of substance use disorders that ultimately leads to appropriate intervention, treatment, and ongoing recovery, we support screening for substance use disorders among the recipients and is designed to benefit those recipients and does not infringe or abridge their rights.

ATEC's ULTIMATE GOAL: is to lessen personal suffering and societal costs that accompany substance use disorders and it is our hope that the individual chooses to recognize and deal with upfront issues before entering into the IETP. The report prints out the potential risk level in either low (L), Med (M), or High (H). Based on data retrieval; should the report come out as H, then it is suggested to the individual to seek and enroll with the Medicine Lodge for a period of 6 weeks. Once complete the student will return with his certificate of completion and continue on the IETP path. If the Student comes out as L or M the student can set up an appointment with the federally funded psychotherapists that are housed at ATEC.

ATEC INTAKE EDUCATION TO TRAINING PATHWAY (IETP)



ATEC houses 2 and sometimes 3 in House therapists. These therapists are of no cost to ATEC and they focus on a gamut of issues with First Nation citizens.

Problems facing native First Nations People are worsened by intergenerational trauma and sub-standard socioeconomic conditions, which in turn, take a toll on family, spousal and parent-child relationships, education

ATEC INTAKE EDUCATION TO TRAINING PATHWAY (IETP)



ATEC ENTRY ASSESSMENT BLUNT INDICATORS

SASSI
ASSESSMENT

CAREER
CRUISING

2 OR 3 IN
HOUSE
THERAPISTS
AVAILABLE
TO STAFF
AND INTAKE
PROCESS

ATEC INTAKE EDUCATION TO TRAINING PATHWAY (IETP)



ATEC ENTRY ASSESSMENT BLUNT INDICATORS

SASSI
ASSESSMENT

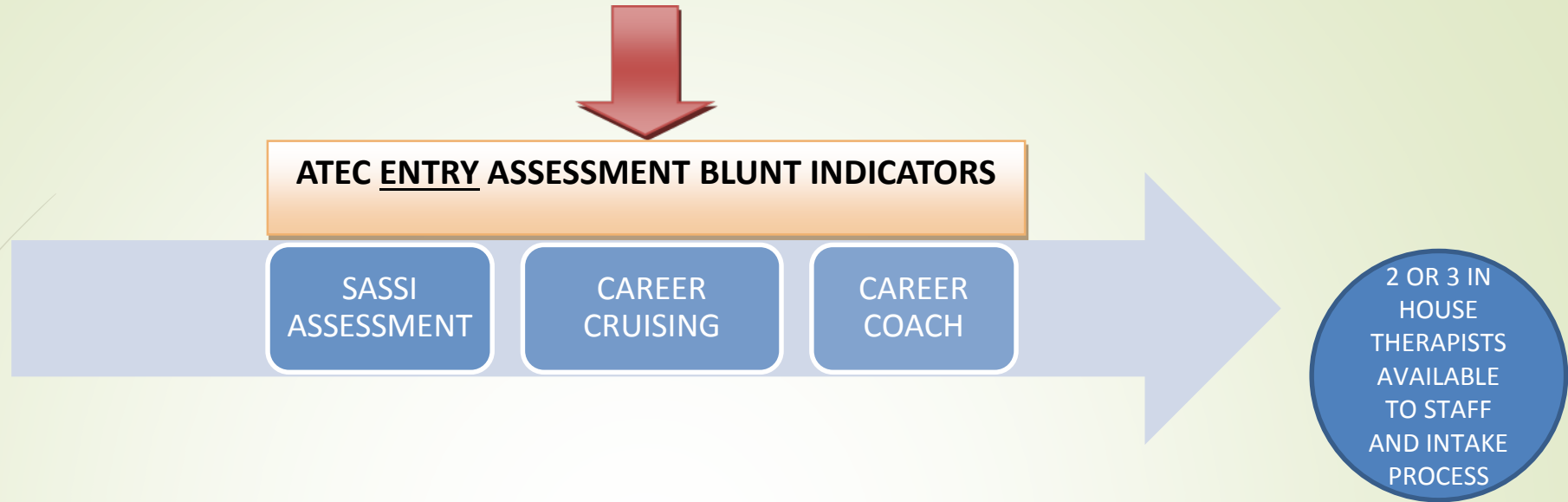
CAREER
CRUISING

2 OR 3 IN
HOUSE
THERAPISTS
AVAILABLE
TO STAFF
AND INTAKE
PROCESS

Is were you go into online
questionnaire its about 75
questions.

<http://careercruising.com>

ATEC INTAKE EDUCATION TO TRAINING PATHWAY (IETP)



CAREER Coach: is an interactive, one on one or group, career guidance and pathways planning session designed for students entering into the IETP. The councilor will assist student(s) to explore different career options, manage course selections and plan various pathways to meet the requirements for their desired career path and to ensure that this journey is what they really want to move towards.

ATEC INTAKE EDUCATION TO TRAINING PATHWAY (IETP)



ATEC ENTRY ASSESSMENT BLUNT INDICATORS

SASSI
ASSESSMENT

CAREER
CRUISING

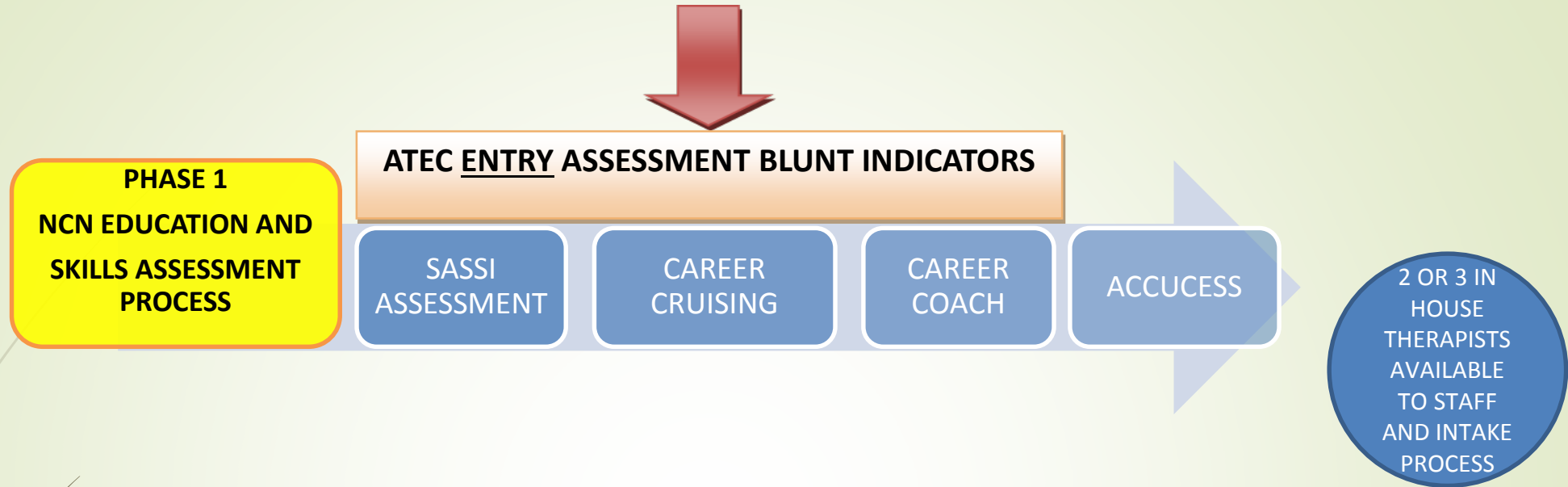
CAREER
COACH

ACCUCESS

2 OR 3 IN
HOUSE
THERAPISTS
AVAILABLE
TO STAFF
AND INTAKE
PROCESS

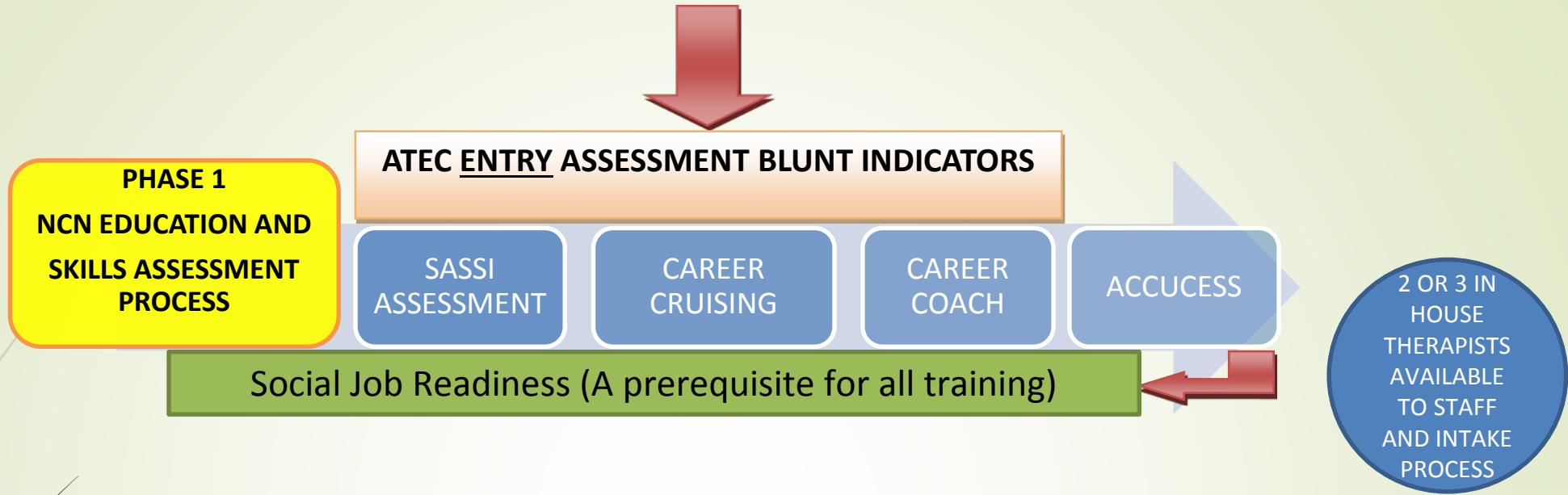
Accucess
<http://Edmentum.com> Rigorous
adaptive
assessments

ATEC INTAKE EDUCATION TO TRAINING PATHWAY (IETP)

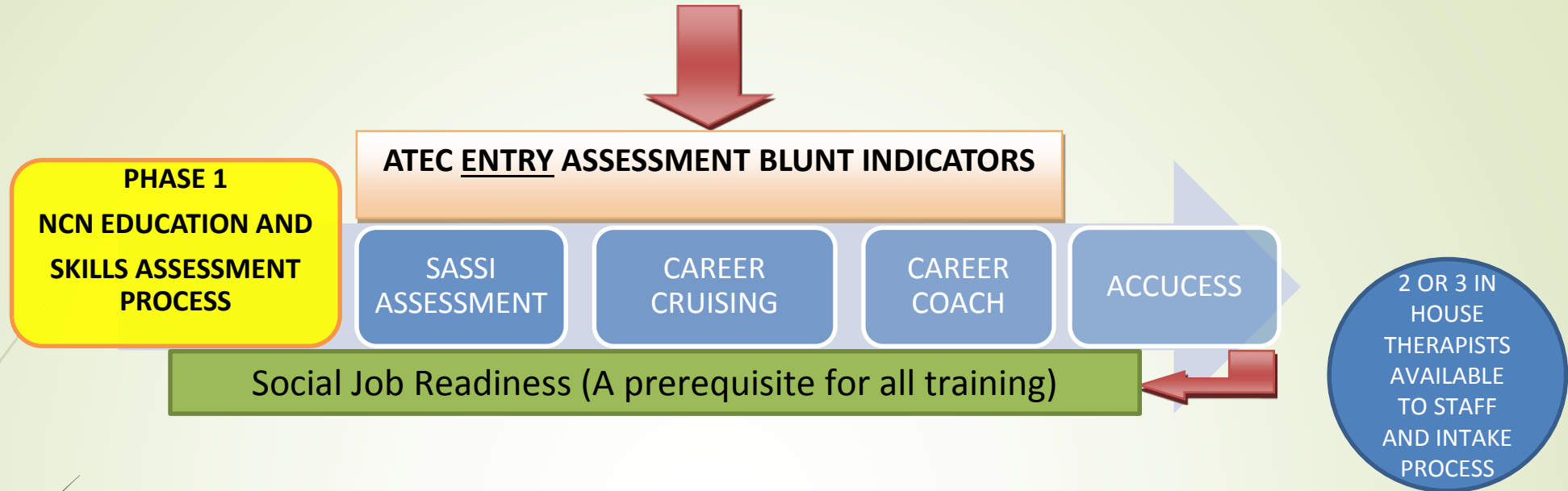


PHASE 1: is the Response that ATEC utilizes to assist individuals and compiles these results forming the students personalized training plan.

ATEC INTAKE EDUCATION TO TRAINING PATHWAY (IETP)

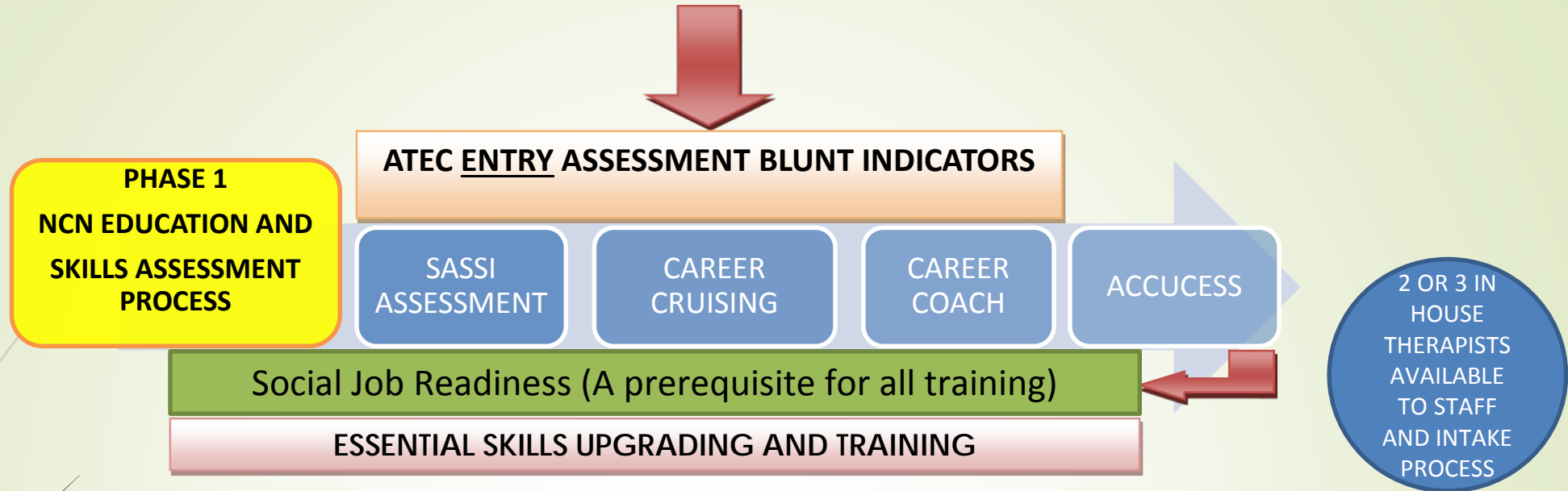


ATEC INTAKE EDUCATION TO TRAINING PATHWAY (IETP)



SOCIAL JOB READINESS: (SJR) is the prerequisite to all training and incorporates mindful creative based therapy with life skills that empower youth and adults for success while in training at ATEC and enhances student retention while employed with industry in the Northern Manitoba. As described by Dr. Andrea Avila; Mindful Creative Based (MCB) Therapy is an innovative approach, "that uses the power of stillness and introspection to develop a deeper perception about life, self-responsibility, and interdependence in order to boost self-esteem, and engaged social behavior while developing multiple intelligences, problem solving skills and teamwork through a creative, interactive enjoyable process."

ATEC INTAKE EDUCATION TO TRAINING PATHWAY (IETP)

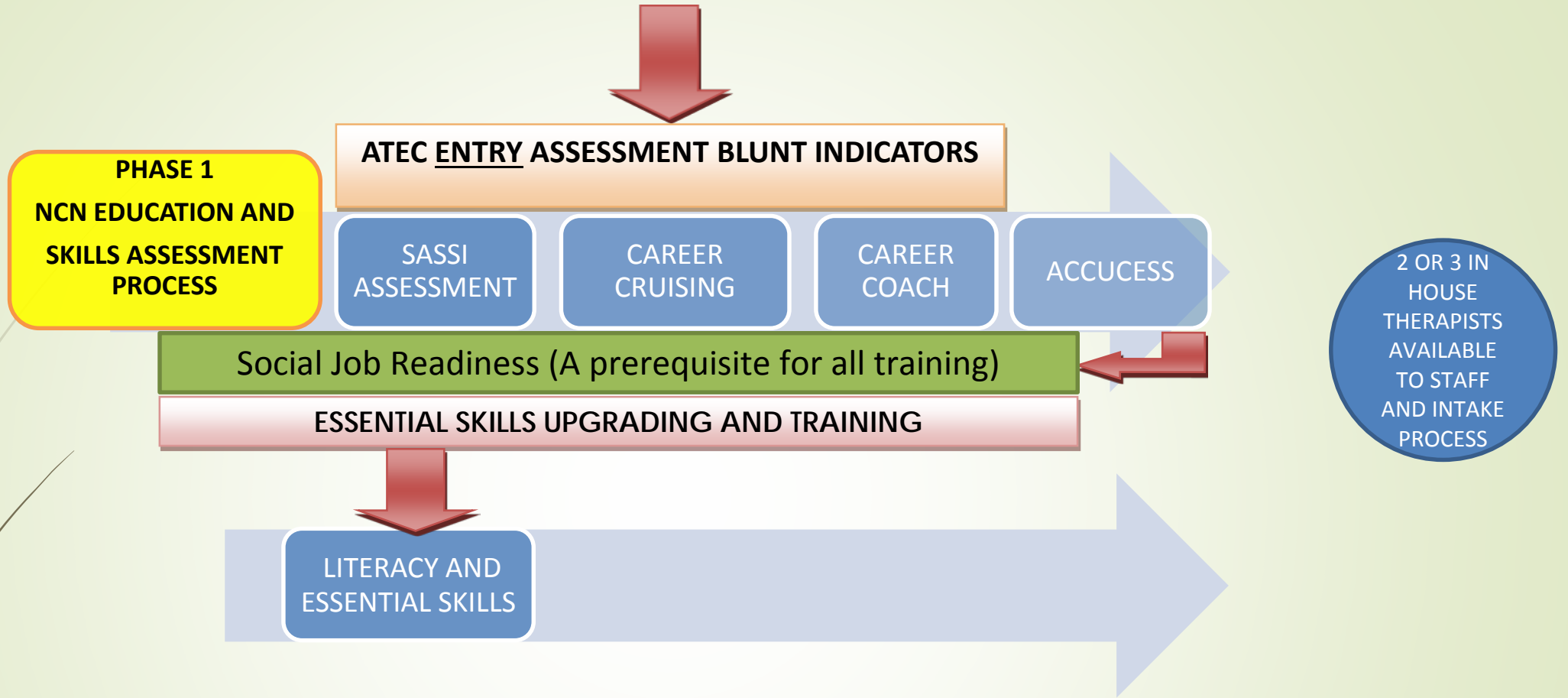


ESSENTIAL SKILLS UPGRADING AND TRAINING: Upgrading and training are based on the skills required to be successful in an occupation or workplace of your choice. Using Essential Skills-based training can inform you of the skills required for a particular occupation, measure your current skill levels, and provide specific recommendations for you to upgrade your Essential Skills. There are nine essential skills combinations and applications in every occupation. They are the foundational skills you use to perform your work tasks and the building blocks you use to learn new skills. It is important for employees to have the appropriate levels of essential skills for the workplace. The Essential Skills are:

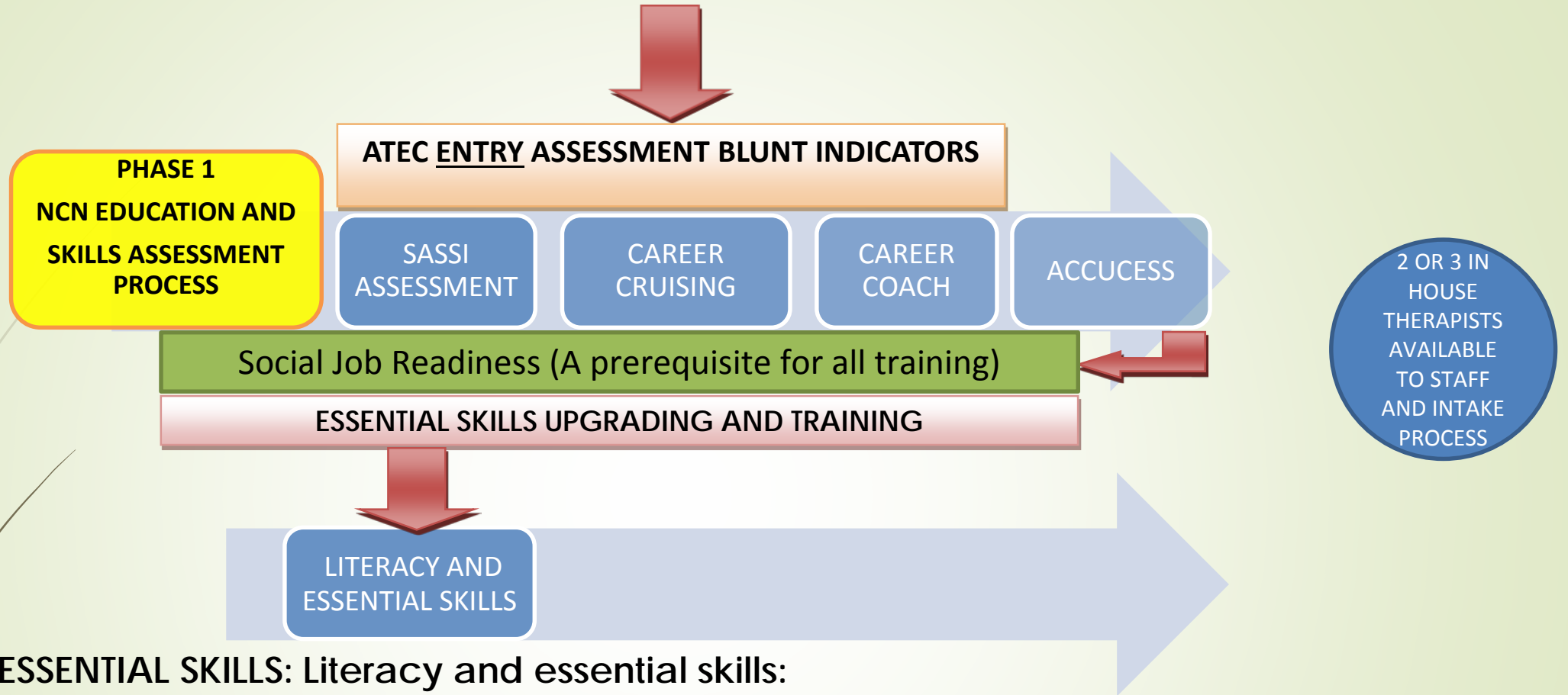
- | | | |
|-------------------|-------------------------|-------------------------|
| A. Reading; | D. Oral Communication; | G. Continuous Learning; |
| B. Documents Use; | E. Working with Others; | H. Thinking and; |
| C. Numeracy; | F. Digital Technology; | C. Writing |

Based on the student skills some students may have to stay in the class upskilling themselves for a couple of months and some will be able to bypass this step and move into Adult Basic Education, Mature Student Diploma Program (MSDP) or straight into University 1.

ATEC INTAKE EDUCATION TO TRAINING PATHWAY (IETP)



ATEC INTAKE EDUCATION TO TRAINING PATHWAY (IETP)



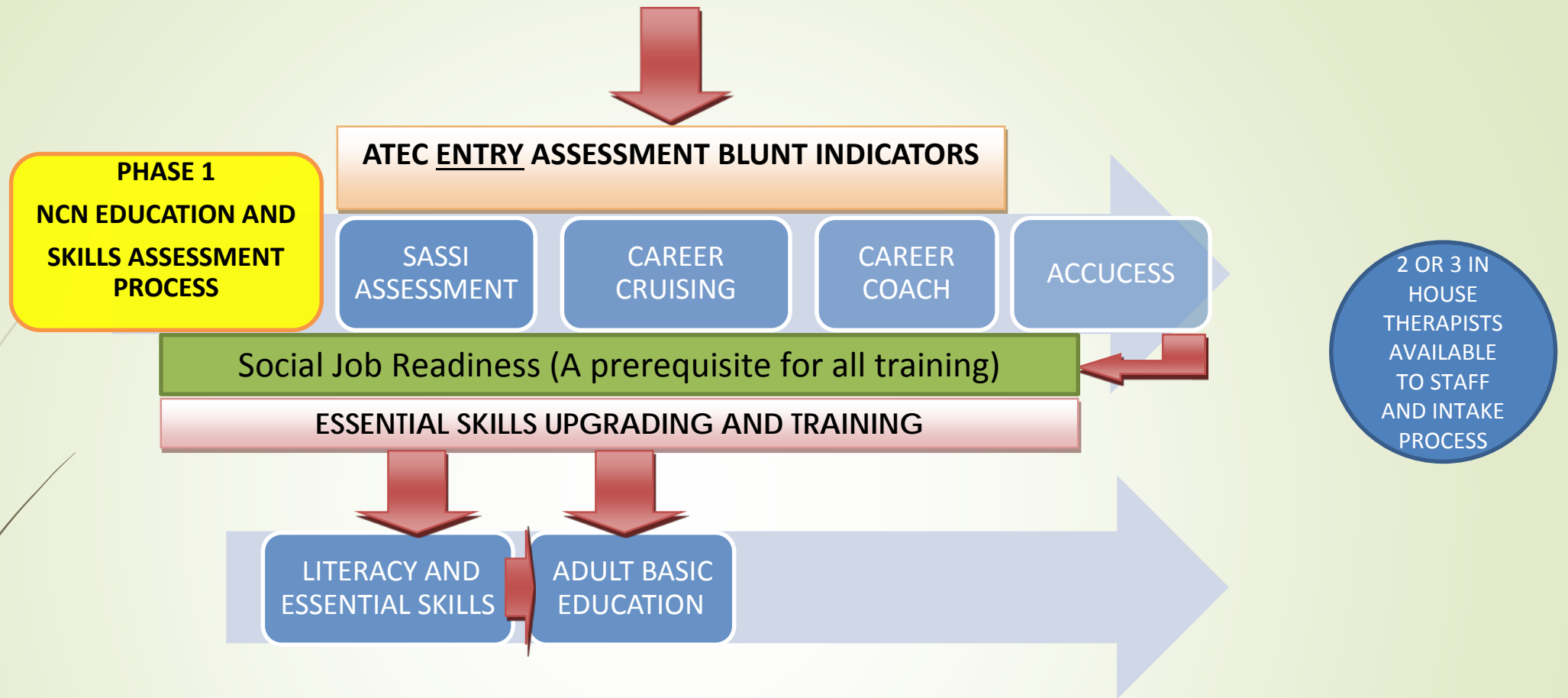
LITERACY AND ESSENTIAL SKILLS: Literacy and essential skills:

Are needed for work, learning and life;

Are the foundation for learning all other skills; and

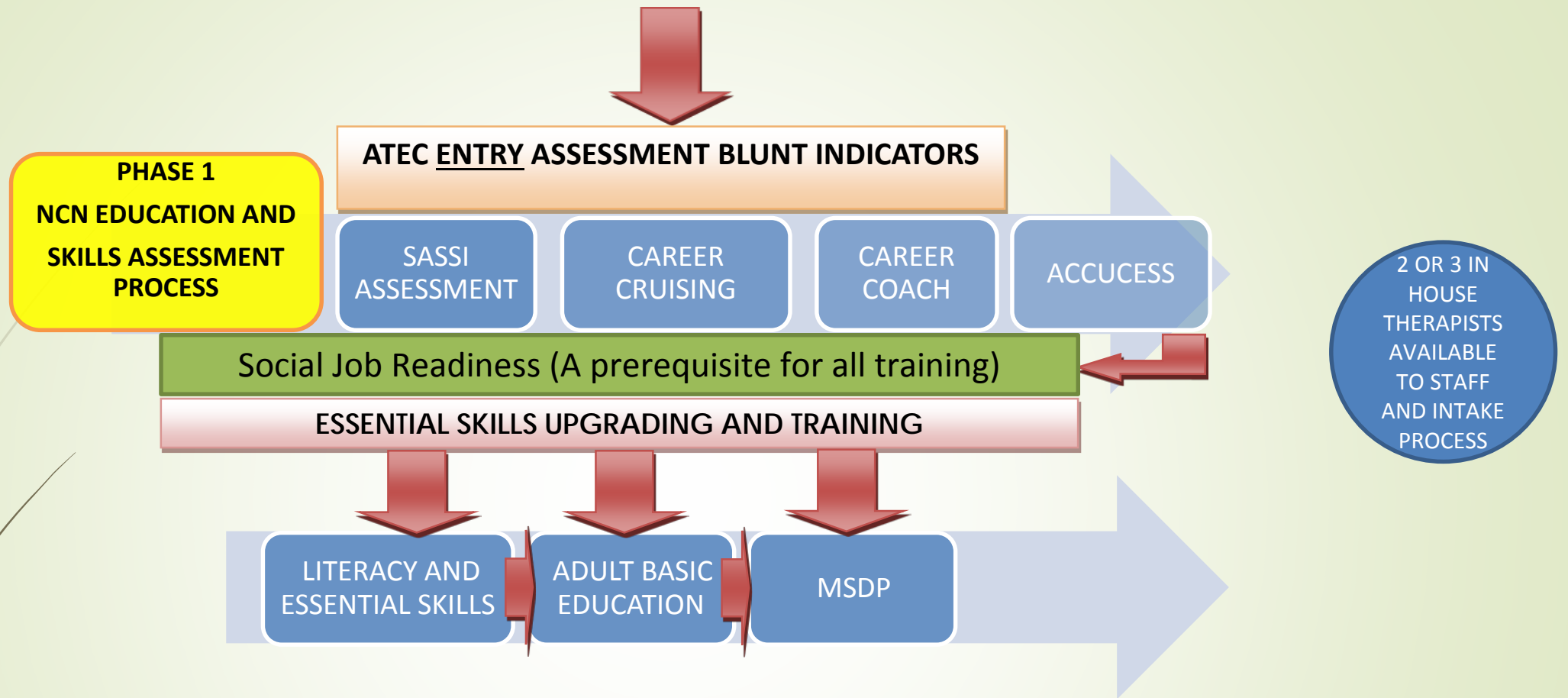
Help people evolve with their jobs and adapt to workplace change. Essential skills include the skills associated with literacy (i.e. reading, writing, document use and numeracy) but goes beyond to also include thinking skills, oral communication, computer use/digital skills, working with others and the skills associated with continuous learning. They provide the foundation for learning all other skills and enable people to better prepare for, get and keep a job, and adapt and succeed at work. ??????????????????????

ATEC INTAKE EDUCATION TO TRAINING PATHWAY (IETP)



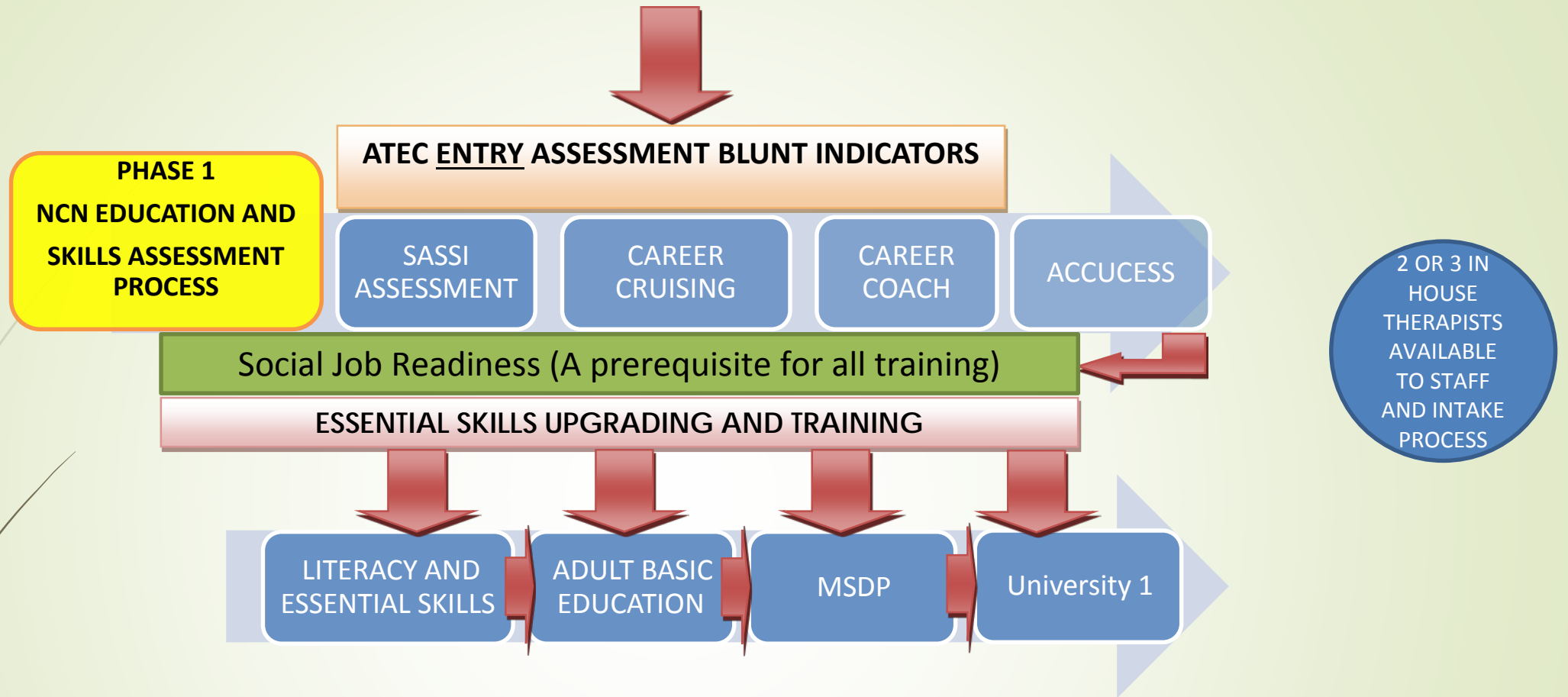
Adult Basic Education: This is grade level 7-10

ATEC INTAKE EDUCATION TO TRAINING PATHWAY (IETP)



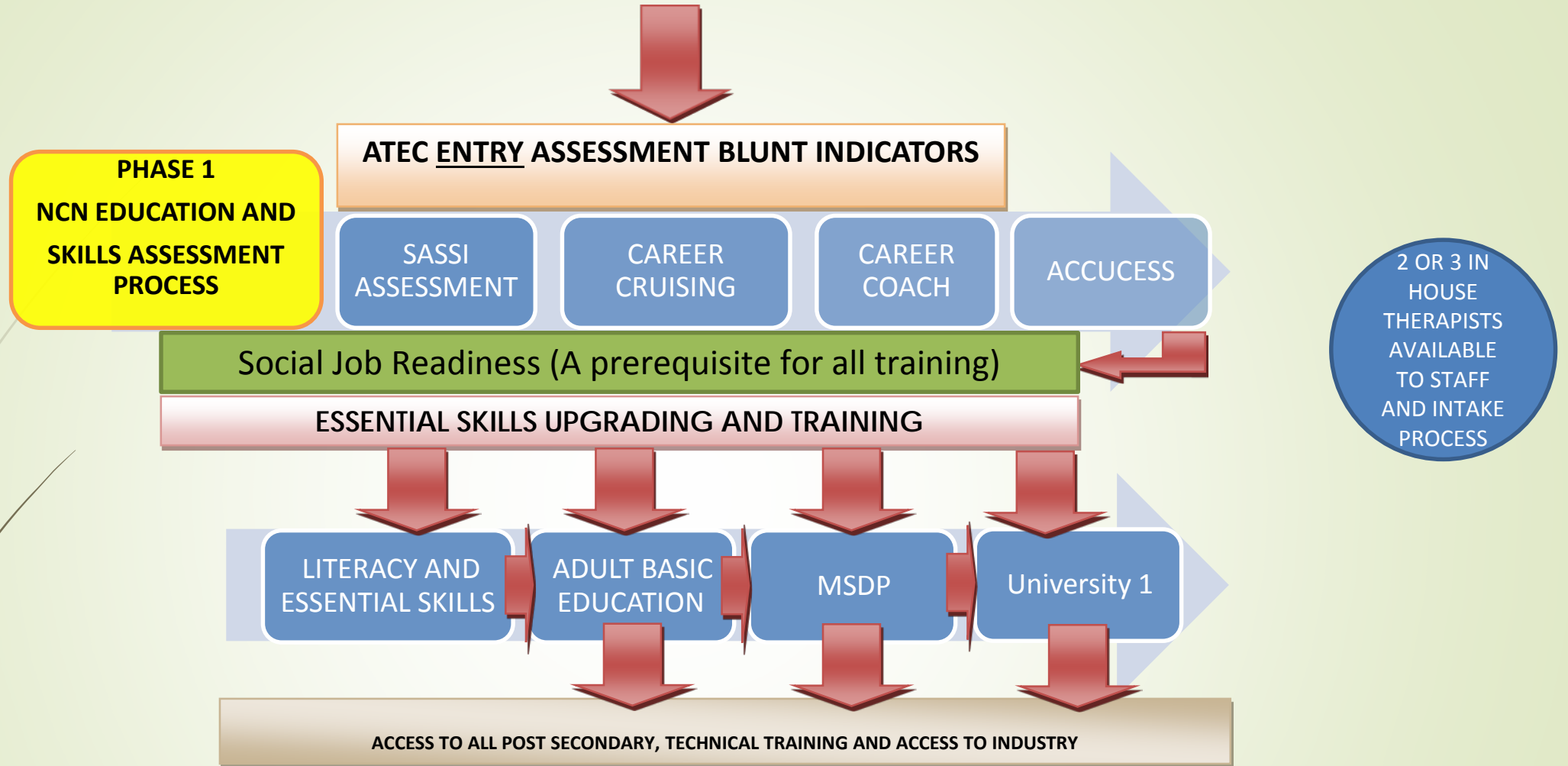
Mature Student Diploma program: This is grade level 11-12

ATEC INTAKE EDUCATION TO TRAINING PATHWAY (IETP)



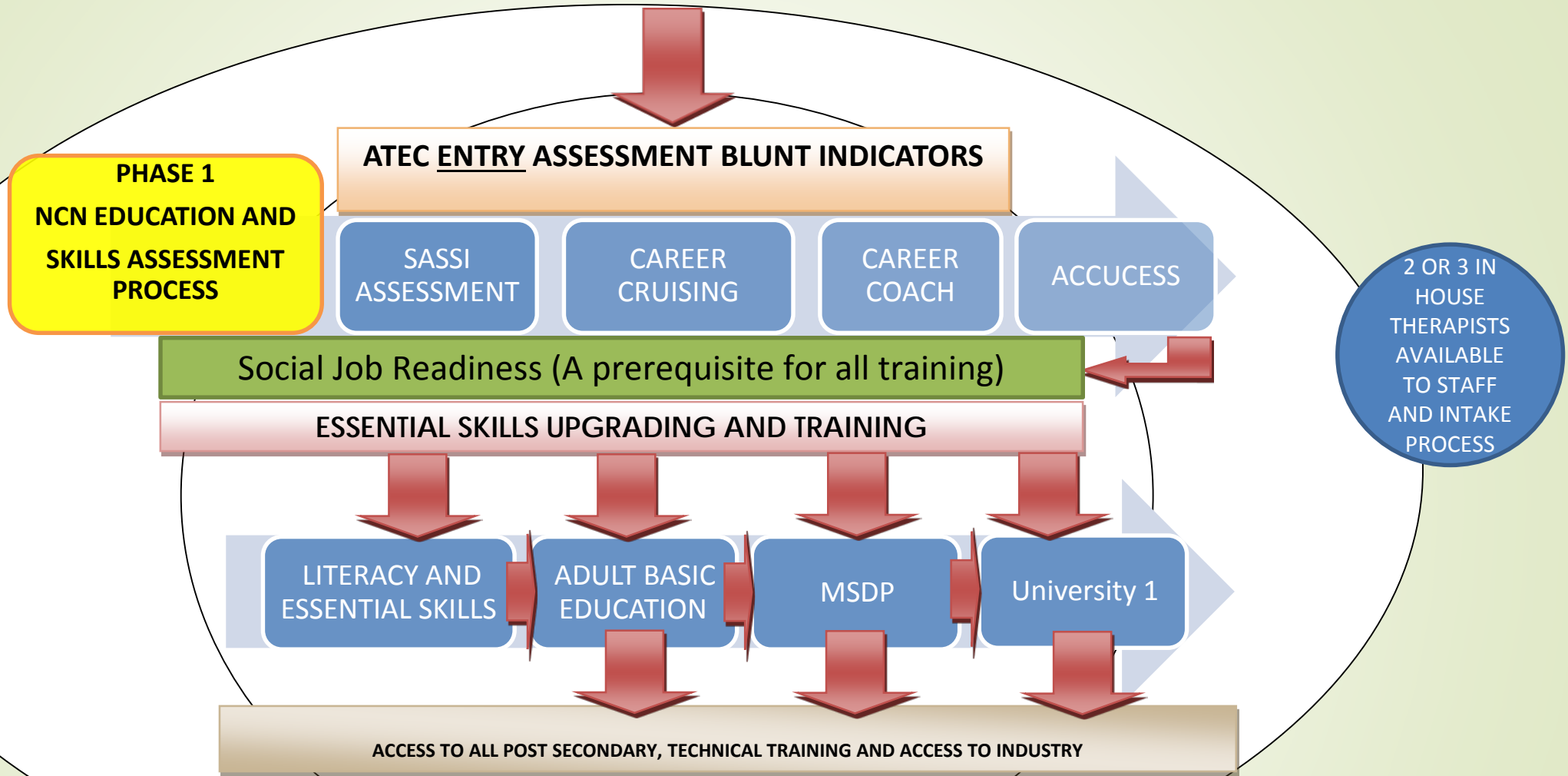
University 1: This is grade 12 and Higher

ATEC INTAKE EDUCATION TO TRAINING PATHWAY (IETP)



ACCESS TO ALL POST SECONDARY, TECHNICAL TRAINING AND ACCESS TO INDUSTRY: Whether you are in Adult Basic Education and want to get into Carpentry and have completed your grade 10 equivalent you can now get access and go right into a integrated trades program. MDSP students who finish grade 12 can access integrated trades to become an electrician and students who want to continue in academia can now continue through traditional educational channels for diploma and degree programs.

ATEC INTAKE EDUCATION TO TRAINING PATHWAY (IETP)





Thank you. Questions!

